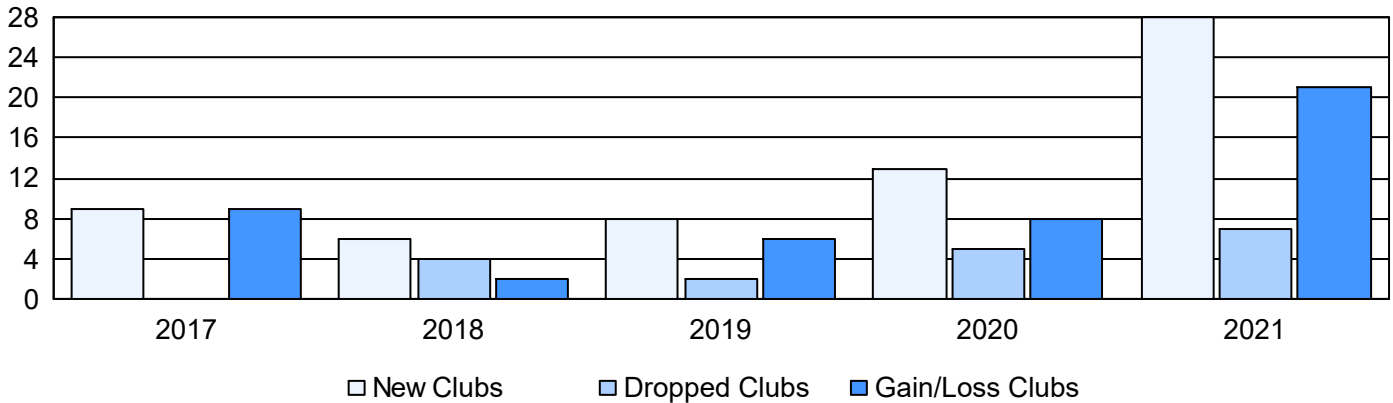
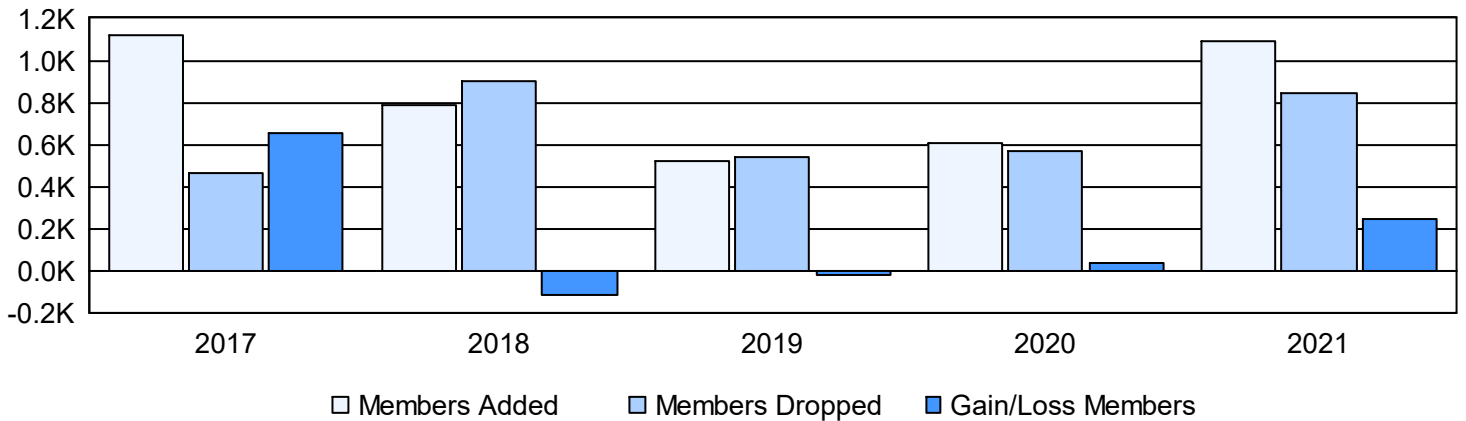


Year	New Clubs	Dropped Clubs	Gain/ Loss Clubs	New Members	Charter Members	Reinstate Members	Transfer Members	Total Member Added	Total Members Dropped	Gain/ Loss Members
2016-2017	9	0	9	760	308	50	3	1,121	466	655
2017-2018	6	4	2	553	165	62	2	782	902	-120
2018-2019	8	2	6	253	237	24	5	519	540	-21
2019-2020	13	5	8	253	278	70	3	604	569	35
2020-2021	28	7	21	494	532	50	15	1,091	844	247
<b>Average</b>	<b>13</b>	<b>4</b>	<b>9</b>	<b>463</b>	<b>304</b>	<b>51</b>	<b>6</b>	<b>823</b>	<b>664</b>	<b>159</b>

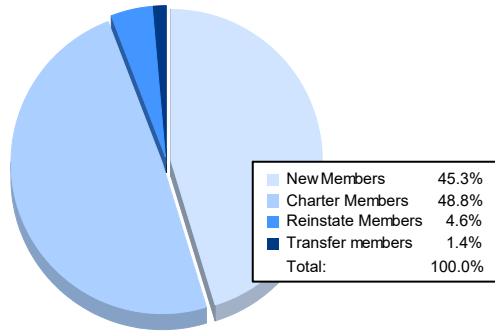
### Clubs



### Members



### Membership Composition June 2021 Cumulative



### Gender Composition June 2021 Cumulative

